

THE WEST AFRICAN EXAMINATIONS COUNCIL, ACCRA
BASIC EDUCATION CERTIFICATE EXAMINATION FOR SCHOOL
CANDIDATES, 2024

CREATIVE ARTS AND DESIGN 2

FINAL MARKING SCHEME


SECTION A (VISUAL ART)

Answer two questions only from this section, question 1 and any other.

QUESTION 1

(a) Using crayon or colour pencil, draw a cone in the space provided and render it solid using the mass shading technique.

ANSWER




Drawing skills = 2marks
Shading skills = 2marks
Use of space = 1mark
Total = 5 marks

1


DS =
SS =
US =

(b) In the spaces provided below, draw any two different objects that are conical in shape. Use the stippling technique to shade the drawn object in Box "A" and hatching technique to shade the other in Box "B"



Search

Box "A"



Search

Box "B"

NB: Drawing for any of the following is also accepted.

- Funnel, Ice cream cone, Bells, Christmas trees, Snail shells, Party hats, Roofs, Volcanoes, Umbrella, Horn, Yam mound etc.

Any above=

Suitability of the object/drawing skills = 2 marks

Three tones (dark, middle and light) shading skills = 2 marks

Use of space = 1 mark
Total = 5 marks

Grand Total = 5 marks + 5 marks + 5 marks = 15 marks

QUESTION 2

A Creative Arts and Design teacher assigned the class to produce artworks intended to educate learners on *keeping the school compound and the classrooms neat*.

As a Creative Arts and Design learner:

- (a) Give two artworks that you would produce to solve the problem.

ANSWERS

- Posters/flyers/banners/signpost, *magazine 1/17/8*
- Mural
- Wall hanging
- Containers for collecting refuse e.g. litter bin box, basket etc

1 mark each x 2 points = 2 marks

- (b) State the appropriate technique that you would use to produce each artwork in 2(a) above

ANSWERS

- Poster – printing, lettering, painting, illustration etc
- Mural – painting, mosaic, illustration etc
- Wall hanging – printing, dyeing, applique, embossing, in-laying
- Containers for collecting refuse – construction and assembling, weaving etc

1 mark each x 2 points = 2 marks

- (c) In an orderly manner, state that first four design processes that you would use in designing the artworks.

ANSWERS

- Empathise or identification, situation, needs
- Define or definition of the problem, *design brief*
- Ideate or investigation, research, information gathering
- Prototype or possible solution

1 mark each x 4 points = 4 marks

- (d) Balance is one of the key principles of design that could be used in the production of the artworks in 2(a). Identify any two types of balance and explain only one of them.

ANSWERS Positive and Negative Balance
* Visual Balance
• Symmetrical/Formal Balance; * Conceptual Balance
• Asymmetrical/Informal Balance; * Kinesthetic Balance
• Radial Balance; * Dynamic Balance
• Overall Balance, etc. * Dynamic Balance
* Static Balance
• **SYMMETRICAL/FORMAL BALANCE**

Symmetrical balance in art is achieved by giving equal weight to element across the center-point of a composition. The center-point can be horizontal, vertical or diagonal. The result is a repetitive or mirrored (referred to as perfectly symmetrical) image that appears to be completely equally balanced.

Symmetrical balance is the simplest to create and involves placing objects of the same weight, and kind of weight, on either side of a central line. They do not have to be identical elements as you might find in mirror image. What is important is that each object on one side corresponds to a similarly weighted object on the other side.

• **ASYMMETRICAL/INFORMAL BALANCE**

Asymmetrical balance occurs when the elements on a layout are different, but by being equally weighted still feels balanced. There might be two elements with a similar weight but different shapes or one larger, heavier element balanced by a couple of lesser focal points.

• **RADIAL BALANCE**

Radial balance is achieved when the elements of the artwork are arranged around a central point creating a sense of movement and energy. Radial balance can be used to create a feeling of order and harmony.

This type of balance usually looks very organized and symmetrical and is often seen in nature, for example, in a spider web or spoke of bicycle wheel.

- **OCCULT BALANCE**
It is an asymmetric mode of composition or asymmetric balance of visual elements in an artistic composition.

Any above
Listing = 1 mark x 2 point = 2 marks
Only 1 explanation = 3 marks
Total = 5 marks

- (e) Enumerate two precautions that should be observed during the production of the artworks in 2 (a) above.

ANSWERS

- Always read the labels on your art supplies to understand any potential hazards.
- Ensure proper ventilation when using materials that emit fumes, such as paints, solvents, and adhesives.
- Wear gloves when handling chemicals or materials that can irritate your skin.
- Use masks or respirators to avoid inhaling harmful dust or fumes.
- ~~Wear~~ Safety goggles can protect your eyes from splashes and debris.
- Store materials in their original containers and keep them tightly sealed when not in use.
- Dispose of hazardous materials according to local regulations to prevent environmental contamination.
- Keep your workspace clean and organized to avoid accidents.
- Ensure your workspace is well-lit to prevent eye strain and accidents.
- Keep artworks away from direct sunlight to prevent fading.
- Handle artworks with clean hands or gloves to avoid transferring oils and dirt, etc.

1 mark x 2 points = 2 marks
Grand Total = 2 marks + 2 marks + 4 marks + 5 marks + 2 marks = 15 marks

QUESTION 3

- (a) Your school intends to organize an exhibition during the upcoming 20th Anniversary Celebrations.
As the leader of the organizing team, explain three factors that will guide a successful planning and organizing of the exhibition.

ANSWERS

When planning and organizing art exhibitions, consider the following factors:

- **Theme and concept:** Define a clear theme, concept, or narrative for the exhibition.
- **Artwork selection:** Select artworks that showcase the artists' skills and fit the exhibition's theme.
- **Venue and space:** Ensure the venue is suitable for the exhibition, considering factors like lighting, walls, and flooring.
- **Dates and schedule:** Schedule the exhibition, allowing time for planning, installation and promotion.
- **Budget and funding:** Establish a budget, secure funding, and allocate resources effectively.
- **Marketing and promotion:** Develop a marketing strategy, utilizing social media, advertising, and publicity.
- **Installation and design:** Plan the exhibition layout, ensuring a visually appealing and engaging display.
- **Lighting and conservation:** Ensure proper lighting, temperature, and humidity control to preserve the artworks.
- **Catalogue and documentation:** Consider producing a catalogue or documenting the exhibition for future reference.
- **Opening event and programming:** Plan an engaging opening event and additional programming, like artist talks or workshops.
- **Evaluation and feedback:** Collect feedback from visitors, artists, and staff to improve future exhibitions.
- Security
- Publicity, etc.

* Closing Ceremony
* Writing letters for permission.

Stating = 1 x 3 = 3 marks
Explanation = 2 x 3 = 6 marks

Total = 3 marks each x 3 points = 9 marks

(b) Imagine yourself in Creative Arts and Design class, and you are to assemble pieces of materials into artworks for the exhibition.
Identify two essential tools you would use for each of the listed activities below:

(i) Cutting of wires and papers;

ANSWERS

- Scissors
- Pliers
- Cutters/Knives
- Strippers
- Trimmers
- Saws, etc.

1 mark each x 2 points = 2 marks

(ii) Making holes in metals and plastics;

ANSWERS

- Drills
- Saws
- Reamers
- Countersinks
- Punches
- Rotary tools
- etc *Nails/Hammer*
- *Bushings*
- *Arms*

1 mark each x 2 points = 2 marks

(iii) Joining of lead and copper:

ANSWERS

- Soldering iron
- Wire brush
- Pliers and grips
- Blowtorch
- Lead knife/cutter, etc
- Riveting tools/*knives*
- *Eyelet*

1 mark each x 2 points = 2 marks

Grand Total = 9 marks + 2 marks + 2 marks + 2 marks = 15 marks